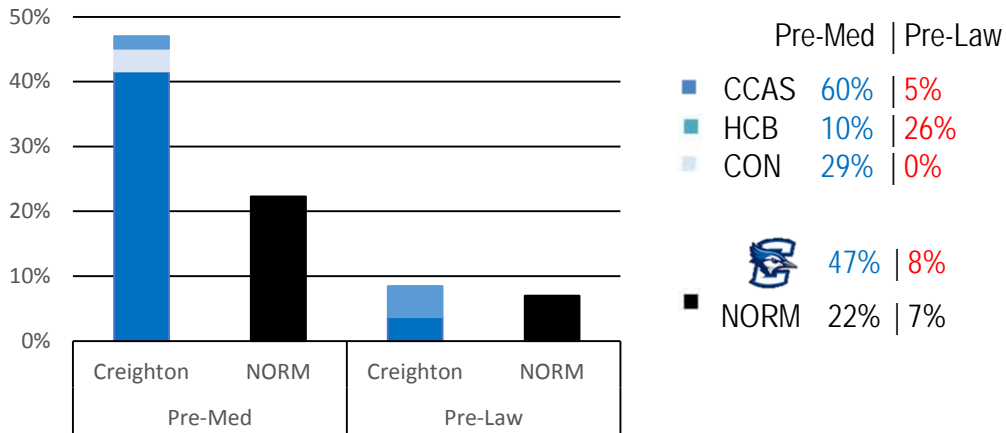


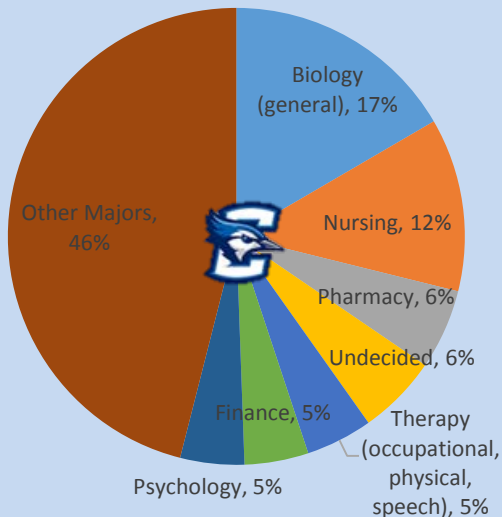
Creighton's Freshman students are academically talented, with a strong health sciences focus. For complete information on response rates and college codes, please see the [full report](#)

Intended Majors: Pre-Professional Students



Intended Majors: Popular Majors

Creighton freshmen identified Biology (general) (17%) as their intended majors. Other popular majors are: Nursing (12%), Pharmacy (6%), Therapy (Occupational, Physical, Speech) (5%), Finance (5%) and Psychology (5%). 6% of freshmen indicated undecided.




CCAS:
Biology (general) 23%, Pharmacy 8%, Therapy (Occupational, Physical, Speech) 7%, Psychology 7%, Undecided 6%,

HCB:
Finance 25%, Marketing 13%, Business Adm (general) 10%, Accounting 9%, Undecided 8%

CON:
Nursing 98%, Social Work 2%


Intended Majors

<u>Intended Major</u>		<u>NORM</u>	<u>CCAS</u>	<u>HCB</u>	<u>CON</u>
Undecided	5.5%	10.2%	5.8%	8.2%	0.0%
Arts & Humanities					
Journalism/Communication	1.5%	2.2%	2.2%	0.0%	0.0%
English (language & literature)	1.5%	1.4%	2.2%	0.0%	0.0%
History	0.6%	1.0%	0.8%	0.0%	0.0%
Classical and Modern Language and Literature	1.0%	0.3%	1.4%	0.0%	0.0%
Theology/Religion	0.4%	0.2%	0.6%	0.0%	0.0%
Philosophy	0.2%	0.2%	0.3%	0.0%	0.0%
Other Arts and Humanities	0.2%	0.8%	0.3%	0.0%	0.0%
Biological & Life Sciences					
Biology (general)	16.6%	7.6%	23.4%	2.1%	0.0%
Neurobiology/Neuroscience	1.5%	1.2%	2.2%	0.0%	0.0%
Biochemistry/Biophysics	2.3%	1.6%	3.3%	0.0%	0.0%
Molecular, Cellular & Developmental Biology	1.1%	0.6%	1.4%	1.0%	0.0%
Animal Biology (zoology)	0.4%	0.7%	0.6%	0.0%	0.0%
Microbiology	0.4%	0.3%	0.6%	0.0%	0.0%
Other Biological Science	1.3%	0.8%	1.9%	0.0%	0.0%
Business					
Finance	4.6%	2.0%	0.0%	24.7%	0.0%
Marketing	2.5%	2.2%	0.0%	13.4%	0.0%
Accounting	2.1%	2.3%	0.6%	9.3%	0.0%
Business Administration (general)	2.1%	2.8%	0.3%	10.3%	0.0%
International Business	1.7%	0.9%	0.3%	8.2%	0.0%
Management	1.1%	2.0%	0.3%	5.2%	0.0%
Entrepreneurship	0.4%	0.7%	0.0%	2.1%	0.0%

Note: 1. Majors not selected by Creighton freshmen were excluded from this summary.

2. Freshmen selecting majors not offered at Creighton were included in the summary.


Intended Majors

<u>Intended Major</u>		<u>NORM</u>	<u>CCAS</u>	<u>HCB</u>	<u>CON</u>
Business					
Human Resource Management	0.2%	0.1%	0.0%	1.0%	0.0%
Computer/Management Information Systems	0.4%	0.3%	0.0%	2.1%	0.0%
Other Business	1.3%	0.8%	0.3%	6.2%	0.0%
Real Estate	0.2%	0.1%	0.0%	1.0%	0.0%
Education					
Elementary Education	1.1%	2.0%	1.7%	0.0%	0.0%
Secondary Education	0.8%	1.0%	0.8%	1.0%	0.0%
Physical Education/Recreation	0.2%	0.5%	0.3%	0.0%	0.0%
Other Education	0.2%	0.4%	0.3%	0.0%	0.0%
Special Education	0.2%	0.7%	0.3%	0.0%	0.0%
Engineering					
Environmental/Environmental Health Engineering	0.2%	0.3%	0.3%	0.0%	0.0%
Other Engineering	0.2%	0.6%	0.3%	0.0%	0.0%
Chemical Engineering	0.2%	1.1%	0.3%	0.0%	0.0%
Health Professions					
Nursing	12.0%	5.0%	0.3%	0.0%	98.4%
Pharmacy	5.7%	1.5%	8.3%	0.0%	0.0%
Therapy (occupational, physical, speech)	4.8%	2.1%	6.9%	0.0%	0.0%
Other Health Profession	3.6%	2.3%	5.0%	1.0%	0.0%
Clinical Laboratory Science	0.6%	0.2%	0.8%	0.0%	0.0%
Health Care Administration/Studies	1.3%	0.3%	1.9%	0.0%	0.0%
Mathematics or Computer Science					
Computer Science	0.4%	2.5%	0.6%	0.0%	0.0%
Other Math and Computer Science	0.2%	0.2%	0.3%	0.0%	0.0%
Mathematics/Statistics	1.9%	1.0%	2.5%	1.0%	0.0%

Note: 1. Majors not selected by Creighton freshmen were excluded from this summary.

2. Freshmen selecting majors not offered at Creighton were included in the summary.

Intended Majors

<u>Intended Major</u>		<u>NORM</u>	<u>CCAS</u>	<u>HCB</u>	<u>CON</u>
Physical Science					
Chemistry	3.8%	1.2%	5.5%	0.0%	0.0%
Physics	1.0%	0.6%	1.4%	0.0%	0.0%
Atmospheric Sciences	0.2%	0.1%	0.3%	0.0%	0.0%
Social Science					
Psychology	4.6%	4.7%	6.6%	0.0%	0.0%
Political Science (gov't., international relations)	1.1%	2.5%	1.7%	0.0%	0.0%
Economics	0.4%	1.0%	0.3%	1.0%	0.0%
Sociology	0.2%	0.6%	0.3%	0.0%	0.0%
Anthropology	0.8%	0.3%	1.1%	0.0%	0.0%
Social Work	0.6%	0.5%	0.6%	0.0%	1.6%
Other Majors					
Other	2.5%	2.0%	3.3%	1.0%	0.0%

Note: 1. Majors not selected by Creighton freshmen were excluded from this summary.

2. Freshmen selecting majors not offered at Creighton were included in the summary.