



Creighton's students are diverse in a variety of dimensions.

For complete information on response rates and college codes, please see the [full report](#)


Student Diversity: Gender

	Male	Female		Male	Female	
CCAS	33%	67%		34%	66%	
HCB	58%	42%		NORM	43%	57%
CON	3%	97%				



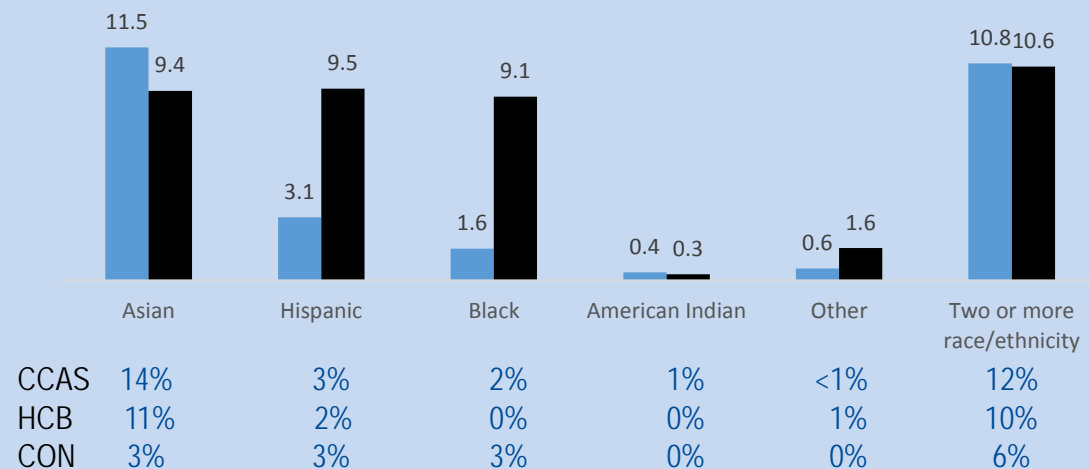
Women enrollment remains dominant in all segments except for in Heider College of Business.

Student Diversity: Race/Ethnicity

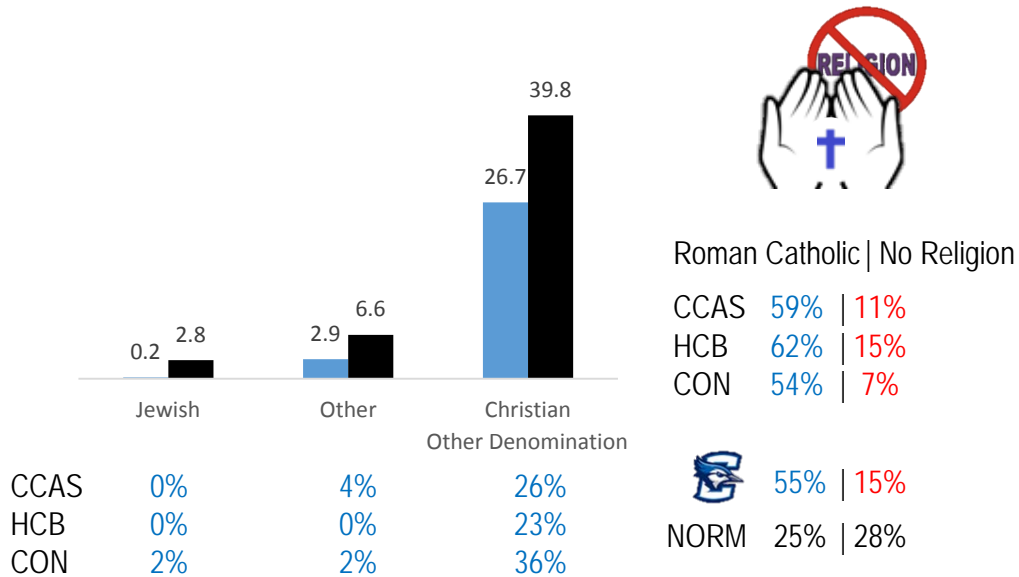
	White	Non-White		White	Non-White	
CCAS	68%	32%		72%	28%	
HCB	77%	23%		NORM	60%	40%
CON	84%	16%				



Majority of students are White, but diversity is increasing among most minority groups.




Student Diversity: Religious Affiliation



Student Diversity: Distance from Home (miles)

Over time, we have seen that the number of students reporting 500 miles or more of college distance from their permanent homes has surged the highest to 41% since last year. This is more than twice the time higher than the number reported by the national norm.

	< 50	51 to 100	101 to 500	> 500
CCAS	18%	2%	38%	42%
HCB	20%	4%	43%	33%
CON	15%	3%	34%	48%
	18%	3%	38%	41%
NORM	38%	16%	30%	17%

