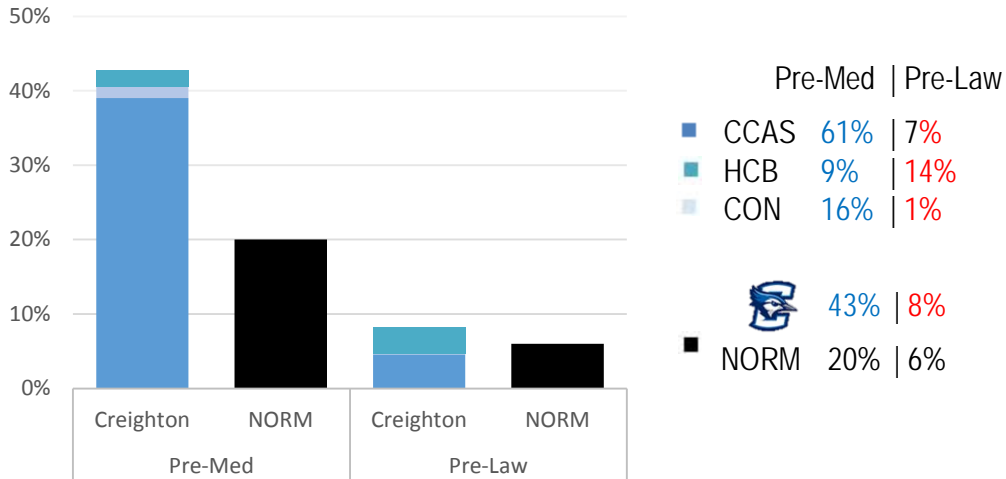


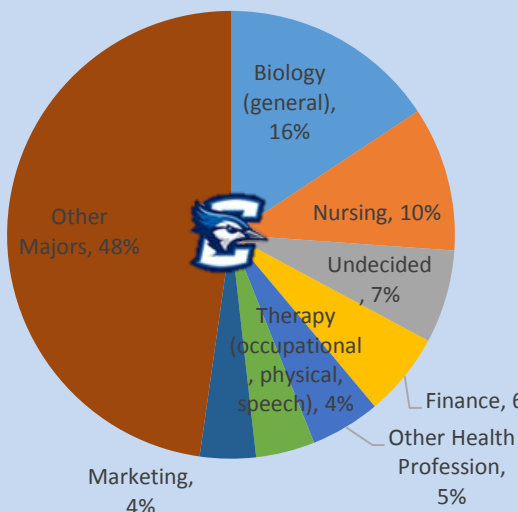
Creighton's Freshman students are academically talented, with a strong health sciences focus. For complete information on response rates and college codes, please see the [full report](#)

### Intended Majors: Pre-Professional Students



### Intended Majors: Popular Majors

Creighton freshmen identified Biology (general) (16%) as their intended majors. Other popular majors are: Nursing (10%), Finance (6%), Other health Profession (5%), Therapy (Occupational, Physical, Speech) (4%), and Marketing (4%). 7% of freshmen indicated undecided.



**CCAS:**

Biology (general) 24%, Undecided 8%, Other health Profession 7%, Therapy (Occupational, Physical, Speech) 6%, Chemistry 6%


**HCB:**

Finance 24%, Marketing 16%, Business Adm (general) 11%, Accounting 10%, International Business 9%

**CON:**

Nursing 100%


## Intended Majors

<u>Intended Major</u>		<u>NORM</u>	<u>CCAS</u>	<u>HCB</u>	<u>CON</u>
Undecided	6.7%	9.6%	8.2%	5.7%	0.0%
<b>Arts &amp; Humanities</b>					
Journalism/Communication	1.8%	2.2%	2.6%	0.4%	0.0%
English (language & literature)	0.9%	1.4%	1.4%	0.0%	0.0%
History	0.4%	1.0%	0.7%	0.0%	0.0%
Classical and Modern Language and Literature	0.1%	0.3%	0.2%	0.0%	0.0%
Theology/Religion	0.2%	0.2%	0.3%	0.0%	0.0%
Philosophy	0.2%	0.3%	0.3%	0.0%	0.0%
Art, fine and applied	0.3%	1.3%	0.5%	0.0%	0.0%
Theater/Drama	0.1%	0.8%	0.2%	0.0%	0.0%
Other Arts and Humanities	0.1%	0.7%	0.2%	0.0%	0.0%
<b>Biological &amp; Life Sciences</b>					
Biology (general)	15.7%	6.9%	24.0%	0.9%	0.0%
Neurobiology/Neuroscience	1.5%	1.3%	2.3%	0.0%	0.0%
Biochemistry/Biophysics	3.6%	1.7%	5.6%	0.0%	0.0%
Molecular, Cellular & Developmental Biology	0.7%	0.6%	0.9%	0.4%	0.0%
Animal Biology (zoology)	1.1%	0.6%	1.7%	0.0%	0.0%
Microbiology	0.3%	0.3%	0.5%	0.0%	0.0%
Environmental Science	0.6%	0.8%	0.9%	0.0%	0.0%
Marine Biology	0.2%	0.5%	0.3%	0.0%	0.0%
Other Biological Science	0.2%	0.6%	0.3%	0.0%	0.0%

Note: 1. Majors not selected by Creighton freshmen were excluded from this summary.

2. Freshmen selecting majors not offered at Creighton were included in the summary.


## Intended Majors

<u>Intended Major</u>		<u>NORM</u>	<u>CCAS</u>	<u>HCB</u>	<u>CON</u>
<b>Business</b>					
Finance	6.1%	2.1%	0.0%	23.7%	0.0%
Marketing	4.0%	2.2%	0.0%	15.8%	0.0%
Accounting	2.5%	2.2%	0.0%	9.6%	0.0%
Business Administration (general)	2.9%	3.1%	0.2%	11.0%	0.0%
International Business	2.4%	0.9%	0.0%	9.2%	0.0%
Management	1.6%	1.9%	0.3%	5.3%	0.0%
Entrepreneurship	1.2%	0.7%	0.0%	4.8%	0.0%
Human Resource Management	0.4%	0.2%	0.0%	1.8%	0.0%
Computer/Management Information Systems	0.2%	0.3%	0.0%	0.9%	0.0%
Other Business	1.1%	0.7%	0.3%	3.5%	0.0%
<b>Education</b>					
Elementary Education	0.6%	2.1%	0.9%	0.0%	0.0%
Secondary Education	0.3%	0.9%	0.5%	0.0%	0.0%
<b>Engineering</b>					
Environmental/Environmental Health Engineering	0.1%	0.3%	0.2%	0.0%	0.0%
Other Engineering	0.1%	0.6%	0.2%	0.0%	0.0%
Biomedical Engineering	0.6%	1.3%	0.9%	0.0%	0.0%
Mechanical Engineering	0.1%	3.0%	0.2%	0.0%	0.0%
<b>Health Professions</b>					
Nursing	10.4%	4.4%	0.5%	0.0%	100.0%
Pharmacy	3.8%	1.1%	5.7%	0.4%	0.0%
Therapy (occupational, physical, speech)	4.3%	2.1%	6.3%	0.9%	0.0%
Other Health Profession	5.0%	2.0%	7.3%	1.3%	0.0%
Clinical Laboratory Science	0.2%	0.2%	0.3%	0.0%	0.0%
Health Care Administration/Studies	0.9%	0.3%	1.2%	0.4%	0.0%

Note: 1. Majors not selected by Creighton freshmen were excluded from this summary.

2. Freshmen selecting majors not offered at Creighton were included in the summary.

## Intended Majors

<u>Intended Major</u>		<u>NORM</u>	<u>CCAS</u>	<u>HCB</u>	<u>CON</u>
<b>Mathematics or Computer Science</b>					
Computer Science	0.8%	3.5%	1.2%	0.0%	0.0%
Other Math and Computer Science	0.2%	0.3%	0.3%	0.0%	0.0%
Mathematics/Statistics	0.2%	1.1%	0.3%	0.0%	0.0%
<b>Physical Science</b>					
Chemistry	3.8%	1.2%	5.9%	0.0%	0.0%
Physics	0.7%	0.7%	1.0%	0.0%	0.0%
Atmospheric Sciences	0.2%	0.1%	0.3%	0.0%	0.0%
Other Physical Science	0.2%	0.2%	0.2%	0.4%	0.0%
<b>Social Science</b>					
Psychology	3.5%	4.6%	5.4%	0.0%	0.0%
Political Science (gov't., international relations)	2.2%	2.3%	3.3%	0.4%	0.0%
Economics	0.6%	1.1%	0.2%	1.8%	0.0%
Sociology	0.3%	0.7%	0.5%	0.0%	0.0%
Anthropology	0.4%	0.3%	0.7%	0.0%	0.0%
Ethnic/Cultural Studies	0.1%	0.1%	0.2%	0.0%	0.0%
Social Work	0.4%	0.6%	0.5%	0.4%	0.0%
<b>Other Majors</b>					
Criminal Justice	0.1%	2.3%	0.2%	0.0%	0.0%
Library Science	0.1%	0.0%	0.2%	0.0%	0.0%
Military Sciences/Technology/operations	0.1%	0.1%	0.2%	0.0%	0.0%
Other	2.1%	1.9%	3.0%	0.9%	0.0%

Note: 1. Majors not selected by Creighton freshmen were excluded from this summary.

2. Freshmen selecting majors not offered at Creighton were included in the summary.