

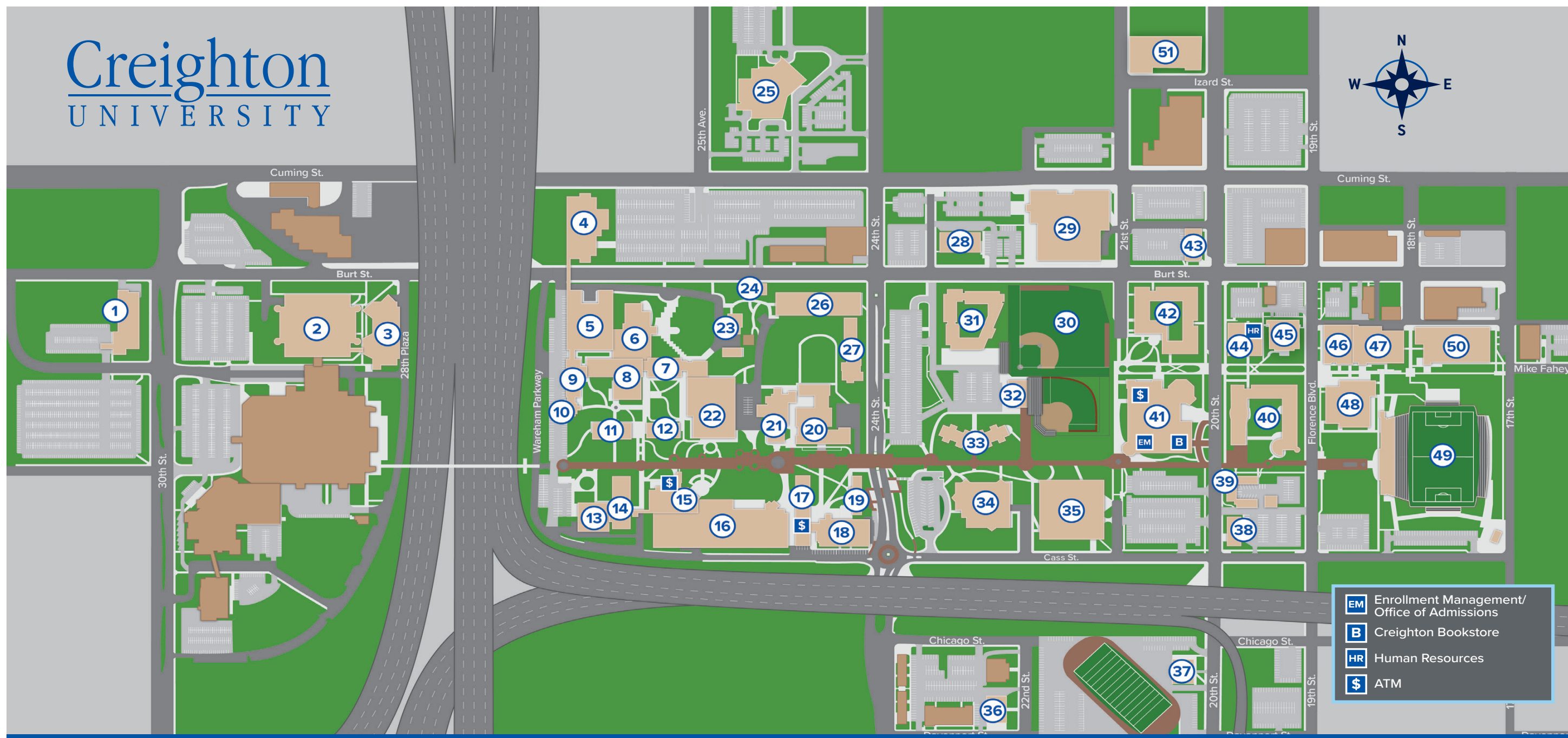


WELCOME

NEW  
JAYS

CLASS  
*of* 2027

CREIGHTON  
NEW STUDENT  
ORIENTATION



Ahmanson Law Center	<b>35</b>	Criss Complex II-III	<b>5</b>	Kiewit Fitness Center	<b>16</b>	Rigge Science Building	<b>8</b>
Becker Hall	<b>13</b>	Davis Square Apartments	<b>42</b>	Kiewit Residence Hall	<b>14</b>	Ruth Scott Training Center	<b>45</b>
Beirne Research Tower	<b>10</b>	Degelman Residence Hall	<b>19</b>	Kitty Gaughan Pavilion	<b>32</b>	Ryan Athletic Center	<b>47</b>
Bio-Information Center	<b>3</b>	D.J. Sokol Arena	<b>46</b>	Labaj Building	<b>39</b>	Schneider Hall	<b>28</b>
Boyne Building	<b>2</b>	Dowling Hall	<b>11</b>	Lied Education Center for the Arts	<b>34</b>	School of Dentistry	<b>29</b>
Brandeis Dining Hall	<b>18</b>	Eppley Building	<b>7</b>	Linn Building	<b>38</b>	Skutt Student Center	<b>15</b>
Cardiac Center	<b>1</b>	Facilities Management	<b>51</b>	Markoe Hall	<b>24</b>	Sports Complex	<b>30</b>
Championship Center	<b>48</b>	Graves Residence Hall	<b>31</b>	McGloin Residence Hall	<b>33</b>	St. John's Church	<b>21</b>
CHI Health Creighton University Medical Center – University Campus	<b>25</b>	Heider Residence Hall	<b>41</b>	Morrison Stadium	<b>49</b>	Stuppy Greenhouse	<b>23</b>
CL and Rachel Werner Center for Health Sciences	<b>4</b>	Hitchcock Building	<b>36</b>	Murphy Building	<b>44</b>	Swanson Residence Hall	<b>17</b>
Creighton Hall	<b>20</b>	Hixson-Lied Science Building	<b>12</b>	Opus Hall Apartments	<b>40</b>	Vinardi Center (Old Gym)	<b>26</b>
Criss Complex I	<b>9</b>	Jesuit Residence	<b>6</b>	Pittman Building	<b>43</b>		
		Kenefick Residence Hall	<b>27</b>	Rasmussen Center	<b>50</b>		
			<b>37</b>	Reinert-Alumni Memorial Library	<b>22</b>		





# Welcome to Creighton!

We hope your visit is fulfilling and exciting. Creighton is a mission-driven Catholic and Jesuit comprehensive university, and we strive to live out our values in everything we do. To learn more about Creighton’s history, relationship with the Jesuit community, and student expectations, please visit [Creighton.edu/about](https://Creighton.edu/about).

- As Catholic, Creighton is dedicated to the pursuit of trust in all its forms and is guided by the living tradition of the Catholic Church.
- As Jesuit, Creighton participates in the tradition of the Society of Jesus, which provides an integrating vision of the world that arises out of a knowledge and love of Jesus Christ.
- As comprehensive, Creighton’s education embraces several colleges and professional schools and is directed to the intellectual, social, spiritual, physical and recreational aspects of students’ lives and to the promotion of justice.

## Community Standards and Student Conduct

As part of the Creighton community, we all do our part to promote actions consistent with our Standards of Conduct. We hold each other accountable to appropriately respond to actions that are inconsistent with these standards. Please take some time to review our current Student Handbook and familiarize yourself with the policies before arriving on campus in the fall.

# What’s in a Jesuit Education?

At Creighton, Jesuit principles are integrated intentionally and thoughtfully into the curriculum and the student experience:



**Magis** is a Latin phrase literally translated to the word “more.” It embodies the idea of discerning and striving for what is right or excellent.



**For and With Others** embodies a spirit of giving and providing service to those in need and standing with the poor and marginalized. We are encouraged to pursue justice on behalf of all.



**Cura Personalis** is a Latin phrase that translates as “personal care.” It suggests individualized attention to the needs of the other with distinct respect for his or her unique



**Unity of Heart, Mind and Soul** demonstrates that our hearts and minds are not divided; they’re congruent when the whole person is educated and engaged. It’s about integrating all aspects of our lives.



**Ad Majorem Dei Gloriam** is a Latin phrase that translates to “for the greater glory of God.” Ignatius understood this to involve a greater, more generous and selfless service to others.



**Faith That Does Justice** encourages all individuals to seek justice for all God’s creatures, especially the poor and marginalized, to work for the betterment of society as a whole.



**Finding God in All Things** is an invitation to encounter God in everyday circumstances, as St. Ignatius encouraged his followers to do through an ongoing process of personal discernment.



**Reflection and Discernment** is a process of exploring our experience so we can recognize and express it. We reflect because God speaks to us in our hearts.



8 a.m.	<div>INFORMATION FAIR &amp; ID CARD PICK UP</div> <div>Harper Atrium</div> <div>The information fair allows you to explore many of the resources and student services that Creighton has to offer. Get your Info Fair Card signed by representatives for a chance to win a Creighton Bookstore gift card, and pick up your ID from the ID card services table during this time.</div>
9:15 a.m.	<div>WELCOME</div> <div>Harper Auditorium</div> <div>Students and families will be welcomed by University Leadership and learn more about the day.</div>
9:35 a.m.	<div>STUDENT LEADERS</div> <div>Harper Auditorium</div> <div>Meet your Orientation Leader! Students will be dismissed into small groups for the rest of the morning.</div>
<div>Student and Family Sessions complete.</div> <div>The rest of the morning sessions will be held separately.</div>	
9:45 - 10:20 a.m.	<div>BECOMING A BLUEJAY</div> <div>Harper Auditorium</div> <div>Hear from Student Life Administrators and staff as they highlight ways to be successful at Creighton. This session is a great overview of the sessions offered at Summer Preview.</div>
10:30 - 10:55 a.m.	<div>BREAKOUT SESSION ONE</div> <div>Various Locations</div> <div>Choose one session below to attend:</div> <div><div>STUDENT EMPLOYMENT &amp; CAREER RESOURCES</div><div>Harper Auditorium</div><div>Learn about on-and-off campus employment opportunities for students offered through the John P. Fahey Career Center and Student Employment Office, such as on campus jobs, Federal Work Study positions, internships, research, and service experiences. Gain an understanding of the career services and resources available for students to aid in their career and professional development, including Handshake, the online career management system for Creighton students, alumni, and employers.</div></div> <div><div>CREIGHTON GLOBAL PROGRAMS</div><div>Harper 2057/2058</div><div>Oh, the places Jays go! Discover semester, summer, and year-long study abroad opportunities all around the world. This session will also introduce the long-standing partnership between Creighton University and the ILAC/CESI Center in the Dominican Republic.</div></div> <div><div>LETTING GO</div><div>Harper 2046</div><div>Student Counseling will be presenting about how to help you and your student adjust to college. It's a transition not to be underestimated. For all the positives and joy this new season will bring, there will also be new obstacles and opportunities for growth for both you and your student.</div></div>

	<div>GROWING IN FAITH &amp; SPIRITUALITY</div> <div>Harper 2079</div> <div>Hear from Campus Ministry about the resources Creighton offers to help your student strengthen their faith and spirituality</div>
	<div>RECREATION + WELLNESS</div> <div>Harper 2073</div> <div>This session will cover all facets of the Recreation and Wellness department- from facilities to sport programs to group fitness to employment opportunities, you will find out all that RecWell has to offer!</div>
11 - 11:25 a.m.	<div>BREAKOUT SESSION TWO</div> <div>Various Locations</div> <div>Choose one session below to attend:</div> <div><div>STUDENT EMPLOYMENT &amp; CAREER RESOURCES</div><div>Harper 2073</div><div>Learn about on-and-off campus employment opportunities for students offered through the John P. Fahey Career Center and Student Employment Office, such as on campus jobs, Federal Work Study positions, internships, research, and service experiences. Gain an understanding of the career services and resources available for students to aid in their career and professional development, including Handshake, the online career management system for Creighton students, alumni, and employers. <i>This session is a repeat of breakout session 1.</i></div></div> <div><div>YOUR STUDENT'S SUCCESS AT CREIGHTON</div><div>Harper 2046</div><div>This session will help cover three primary themes. One, how students can utilize the key resources and pathways to ask for help. Two, how Creighton can PROVE that the Creighton experience is second to none. Third, and last, at Creighton we consider parents/families as partners and we want to introduce you to how we look forward to working with you for your student's success.</div></div> <div><div>STUDENT HEALTH EDUCATION &amp; COMPLIANCE</div><div>Harper 2057/2058</div><div>This session will give you an opportunity to meet our team on campus that helps students navigate where to go when they get sick. If you student has a chronic illness, this team can help you with finding specialists in Omaha. This session will also go over the health insurance requirement, as well Creighton immunization requirements.</div></div> <div><div>LETTING GO</div><div>Harper 2046</div><div>Student Counseling will be presenting about how to help you and your student adjust to college. It's a transition not to be underestimated. For all the positives and joy this new season will bring, there will also be new obstacles and opportunities for growth for both you and your student. <i>This session is a repeat of breakout session 1.</i></div></div> <div><div>SUPPORT FOR YOUR FIRST GENERATION STUDENT</div><div>Harper 2079</div><div>Being the first student to attend college in the family can be a daunting prospect. Learn about Creighton's resources for first generation students and how you can best support your student.</div></div>

11:30 - 11:55 a.m.

BREAKOUT SESSION THREE

Various Locations

Choose one session below to attend:

YOUR STUDENT’S SUCCESS AT CREIGHTON

Harper Auditorium

This session will help cover three primary themes. One, how students can utilize the key resources and pathways to ask for help. Two, how Creighton can PROVE that the Creighton experience is second to none. Third, and last, at Creighton we consider parents/families as partners and we want to introduce you to how we look forward to working with you for your student’s success. *This session is a repeat of breakout session 2.*

STUDENT HEALTH EDUCATION & COMPLIANCE

Harper 2057/2058

This session will give you an opportunity to meet our team on campus that helps students navigate where to go when they get sick. If you student has a chronic illness, this team can help you with finding specialists in Omaha. This session will also go over the health insurance requirement, as well Creighton immunization requirements. *This session is a repeat of breakout session 2.*

LETTING GO

Harper 2046

Student Counseling will be presenting about how to help you and your student adjust to college. It’s a transition not to be underestimated. For all the positives and joy this new season will bring, there will also be new obstacles and opportunities for growth for both you and your student. *This session is a repeat of breakout sessions 1 & 2.*

TECHNOLOGY

Harper 2073

During this presentation, we aim to go over the recommended pieces of technology based on college and major as we have worked with all undergraduate colleges to solidify a list of recommended devices. We are planning on listing out the support resources, what to do if a device is damaged, what the repair and loaner process is, and finally explaining a brand new program launching this summer in the opt-in program where incoming students can opt into a series of technology packages recommended by Creighton.

CAMPUS SAFETY, PARKING & TRANSPORTATION

Harper 2079

This session will give you the information you need to know about staying safe on campus, where to park, and how to get around.

12 - 1 p.m.

LUNCH

Students and families reconnect for afternoon sessions.

1:15 - 1:45 p.m.

DOLLARS AND SENSE

Harper Auditorium

Learn how to navigate your student account in the TouchNet payment portal, understand your options to pay for college, and discover student employment opportunities.

1:45 - 1:50 p.m.

BREAK

1:50 - 2:20 p.m.

KEYS TO SUCCESS: SUMMER EDITION

Harper Auditorium

This session provides practical tools and guidance to help students and families navigate the transition from high school to the Creighton classroom. Learn about resources available from the Office of Academic Success, Center for Advising Resources and Support (CARS), and Students Accessibility Services, and the importance of maintaining perspective and an open mindset in the face of new academic expectations.

2:20 - 2:50 p.m.

STUDENT WELLBEING & SUCCESS

Harper Auditorium

In this session, you will hear about common challenges college students face during their first year and the resources we have to support you during your transition to campus and beyond.

2:50 - 2:55 p.m.

BREAK

2:55 - 3:30 p.m.

LIVING AT CREIGHTON

Harper Auditorium

Come to this session to hear the Top 10 list of things students and families need to know about living on campus from Residential Life and Housing leadership.

3:30 - 4 p.m.

OUR JESUIT IDENTITY & CLOSING REMARKS

Harper Auditorium

Learn more about what it means for Creighton to be a Jesuit university.

4 p.m.

DISMISSAL

Harper Auditorium

New Student Orientation will explain next steps, give a preview of tomorrow, and dismiss students and families from the auditorium.

Student and Family Sessions complete.

Students will check in to their residence hall for the night and continue to dinner and student activities for the evening. Parents and families are invited to join us for a reception to meet campus partners and other Bluejay families! Drinks and light appetizers are provided.

7:30 - 8:45 a.m.	<b>COMPLIMENTARY BREAKFAST</b>	Brandeis Dining Hall
	Join us for an optional complimentary breakfast in Brandeis dining hall.	
9 - 9:15 a.m.	<b>OPENING REFLECTION</b>	Harper Auditorium
	Welcome to Day Two!	
9:15 - 9:45 a.m.	<b>COMMUNITY EXPECTATIONS</b>	Harper Auditorium
	Hear from Title-IX and Civil Rights Compliance and Community Standards and Student Conduct offices about the expectations and opportunities to live in a positive community environment with others.	
9:45 - 10:15 a.m.	<b>FINDING YOUR “SELFIE”</b>	Harper Auditorium
	Participants will hear about the ways in which Creighton supports students of all identities and backgrounds and how they can contribute to an inclusive environment where everyone belongs. This session will also share about the resources and programming available from the Creighton Intercultural Center and the Division of Equity, Diversity and Inclusion.	
10:15 - 10:45 a.m.	<b>GETTING INVOLVED</b>	Harper Auditorium
	Learn about ways that students can engage on campus and create communities. This presentation will provide information on ways to get involved, programming offered, and the Welcome Week/Move-In process.	
10:45 - 11:30 a.m.	<b>FAMILY PANEL</b>	Harper Auditorium
	Students will move into small groups while families participate in a panel discussion with Orientation Leaders.	
11:30 - 11:45 a.m.	<b>CLOSING</b>	Harper Auditorium
	The rest of the day is yours to attend an information fair, complete registration, and learn more about campus.	

family  
WEEKEND

Come back to visit your Bluejay  
for Family Weekend  
September 15 —17, 2023

You’re going to hear a lot of information during Summer Preview, and there are still a few more steps you need to take before arriving for the Fall semester. Here are some things you should complete this summer:

Log in to your Creighton email account and get in the habit of using it regularly

If you haven’t already, log in and check your Creighton email account! We’ll be using this inbox as the primary contact. If you haven’t activated your login credentials, visit *ami.creighton.edu* to do so. Your Net ID and preferred email address can be found in your Student Portal.

Check your admissions portal to see your progress

The admissions portal (*choosecreighton.edu/account*) is where you can upload all required documentation and see what you need to bring in the Fall. You can also sign up for your meal plan, learn more about campus programs and activities, and complete your online training modules.

Complete your FERPA release

As a family, be sure you’ve had a conversation about the Family Educational Rights and Privacy Act (FERPA). This act gives parents certain rights to their student’s education records. You can view the FERPA release at *thenest.creighton.edu*.

Upload your immunization information and review the university health insurance coverage

Creighton, like all universities, has specific immunization requirements. Additionally, to offset health pricing concerns, all full-time students (new and returning) are auto-enrolled in the University-sponsored Student Health Insurance Plan. To review these documents and learn more about waiving enrollment in the insurance plan, please visit *creighton.edu/student-experience/wellness*.

Watch your email for your housing assignment

Housing assignments are typically sent in early July, so be sure to check your Creighton email to see where you’ll be living and who you’ll be living with in the Fall. We recommend getting in touch with your roommate(s) and getting to know them a bit before move-in.

Follow Creighton social media accounts

Social media is a great way to get another look into campus life before you arrive. A good starting place is @creightonnewjays or @bluejaylife on Instagram and Twitter. From there, you can branch out and find other accounts that will share so much more information for you.

Save the date for Move-In and Welcome Week!

August 11 and 12 will be here before you know it. Mark your calendar and start packing your supplies for Move-In. Then, get ready for a week full of activities and learning as we kick off Welcome Week on August 13. The first day of the Fall semester is **Tuesday, August 15**. See you soon Bluejays!



# BUSINESS OFFICE Student Checklist



Please use this checklist to ensure your Student Account is in good standing.

- **Login to the NEST (Nearly Every Student Transaction)**  
Go to [thenest.creighton.edu](https://thenest.creighton.edu)
- **Check Your Creighton Email Address Regularly**  
This email is the official means of communication with you from the University.
- **Give Authorized User Access to Your Account**  
Add your parents/others as an "Authorized User" in the NEST and TouchNet, so they can receive billing notifications via email, view your statement, make payments, etc. Go to [creighton.edu/businessoffice](https://creighton.edu/businessoffice) for directions.
- **Sign Up for Direct Deposit of Refunds**  
Want your refund faster? Sign up to receive electronic refunds in TouchNet. You must know the routing and account number of the checking or savings account you plan to use. An update will be sent to your Creighton email before making the deposit.
- **Request to Waive University- Sponsored Health Insurance by September 6**  
If you already have a comprehensive insurance plan, you can waive sponsored coverage. The charge for the University-sponsored Student Health Insurance Plan will remain on your account unless you complete the waiver process before the deadline.
- **Review Payment Plan and Tuition Insurance Deadline**  
Great options—don't miss the deadlines to sign up for these programs if interested. For more information, go to [creighton.edu/businessoffice](https://creighton.edu/businessoffice).
- **View Your Charges**  
Creighton does not send paper billing statements. Instead, you will receive a notification via your Creighton email address. Please don't ignore emails- if you're getting a statement, you have a balance due. Contact us to verify the balance- you could be missing a scholarship or financial aid.
- **Become Familiar with Your Online Business Office Account via TouchNet**  
See "Student Account Balance" for the most up-to-date account balance—"View Statement" is only as current as the date it was issued. For account history, click on "View Activity." Don't forget to read the "Announcement" section on your statement—this will outline details about due dates, late fees, holds, etc.
- **Review the Business Office Webpage**  
You will find information about payment options, withdrawal policy, academic calendars, holds, tuition insurance, our address, services offered, etc. at [creighton.edu/businessoffice](https://creighton.edu/businessoffice)

**If you have questions about your account, please get in touch with the Business Office team at 402.280.1110 or stop in and see us on the first floor of the Harper Center Monday–Friday: 8 a.m.– 4:30 p.m.**

Creighton University Business Office: 780330 California Plaza, Omaha NE 68178-0330

## Authorizing Parents and Others in NEST & TouchNet

Due to the Family Education Rights to Privacy Act (FERPA), the Creighton University Business Office cannot discuss or provide financial information to parents or others without the student's authorization.

Students must authorize parents or others in BOTH the NEST and TouchNet (Authorized User)- this requires two different authorizations by the student

### Step 1-Instructions to set up Authorized User in the NEST

1. Login to <https://thenest.creighton.edu>
2. Click on "Student Accounts" tab on top of the page.
3. Select "Authorize Your Parent or Others to View Your Information" and fill out the form and submit.
4. Make sure you check the box "Financial Information", otherwise we will not be able to discuss your tuition costs or payments with your parent/other.
5. Each individual parent and/or other person must be added separately in order for the University to discuss your account with them

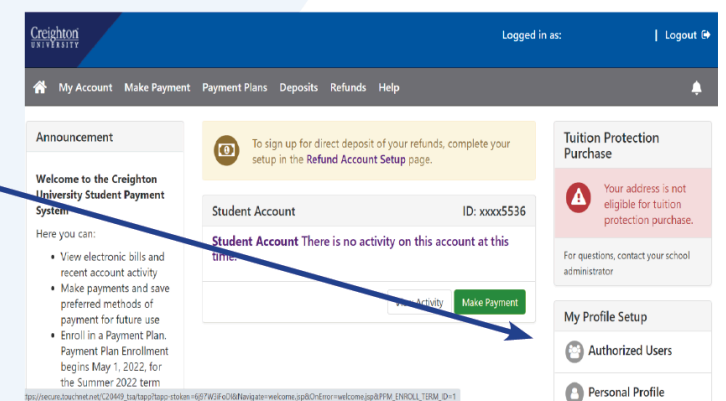
### Step 2-Instructions to set up Authorized User in TouchNet Account

1. Student first need to login to <https://thenest.creighton.edu>
2. Select the "Student Accounts" tab on the top of the page
3. Select "Account Information."

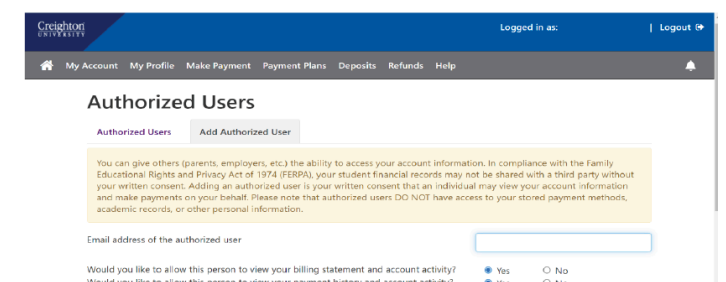
## Steps for Student: Invite an Authorized User to access your account

Parents or other student representatives must be granted access to the student information for the student; this is known as an Authorized User. The student must complete the steps below to create the Authorized User invitation. The Authorized User invitation is sent to the email address provided by the student and includes an embedded link that will direct the Authorized User to create their User Account and link them to the student. Once the Authorized User has linked to the student's account they will be able to make payments and enroll for a payment plan on the students' behalf. The student may have an unlimited number of Authorized Users.

**Step 1:** From the student welcome page click on the 'Authorized User' link.



**Step 2:** Click on 'Authorized User' tab and enter the Authorized User's email address. Be sure to select the proper level of access for the Authorized User or they will not be able to view your account details. Click "Continue" to add an Authorized User and an email will be sent granting access.



Steps for Parent/Others: Register as an Authorized User for your student

Before the Authorized User can access the student’s information they must follow the steps below to register and link to the student’s account. Once the Authorized User has created their Online Account Profile they may access their account any time by going to the Business Office webpage at creighton.edu/businessoffice.

Step 1:

Click on the ‘Link to Student Account Center’ in the “You have been given access” email.

Creighton  
UNIVERSITY

Hello and welcome!

You have been granted online access to view billing information for the following account(s).  
You can now make payments on behalf of this student, schedule, automate future payments, and more.  
To access the student account, please log in using the site URL and username shown below. For security, we are sending the initial password for this account in a separate message.

[Link to Student Account Center](#)

Access Information

Student Name: Billy Bluejay  
Username:

Thank you. If you need further assistance, please call us at 402-280-2707 or email us at [studentaccounts@creighton.edu](mailto:studentaccounts@creighton.edu). We look forward to working with you.

Step 2:

In the “Your access information” email, copy the ‘Temporary Password’ and paste into the password section on the Payment Center homepage.

Creighton  
UNIVERSITY

Hello and welcome!

You have been granted online access to view billing information for the following account(s).  
You can now make, schedule, and automate payments on behalf of this student.  
Please log in using the URL & password shown below. For security, the other login information for this account is sent in a separate message.

[Link to Student Account Center](#)

Access Information

Student Name: Billy Bluejay  
Temporary Password:  
This password is only valid for the next 24 hours.

Thank you. If you need further assistance, please call us at 402-280-2707 or email us at [studentaccounts@creighton.edu](mailto:studentaccounts@creighton.edu). We look forward to working with you.

Step 3:

Complete the ‘Authorized User Profile Set-up’ and click ‘Continue’.

Authorized User Profile Setup

\* Indicates required fields

\* Full name

First name

Last name

Password must be a minimum 7 characters and must contain at least one number or special character.

\* Enter your new password

\* Confirm your new password

Cancel

Continue

Steps 4 - 6:

Finish the process by filling out the ‘Personal Profile,’ ‘Payment Profile,’ and ‘Security Settings’ tabs.

Creighton  
UNIVERSITY

Logged in as: Student Account | Logout

My Account

My Profile

Make Payment

Payment Plans

Deposits

Help

My Profile

Personal Profile

Payment Profile

Security Settings

\*Full name

BethDworkin

Edit

Login ID | Email address

BETH@RACEOMAHA.COM

Edit

Password

\*\*\*\*\*

Edit

To get text messages about selected account events, enter your mobile phone number and carrier.

Messages may be sent during overnight hours and your carrier may charge a fee to receive text messages.  
Refer to the Terms and Conditions of your mobile wireless data plan provided by your carrier for documentation on any charges.

Mobile Number

Edit

☐

Send me additional text message notifications about my account events (such as new bills or upcoming payments)

Creighton  
UNIVERSITY

Logged in as: Student Account | Logout

My Account

My Profile

Make Payment

Payment Plans

Deposits

Help

My Profile

Personal Profile

Payment Profile

Security Settings

A saved payment method securely stores the account information for a credit card or bank account. To get started, select the Add New Payment Method option on this page.

Add New Payment Method

Method

Select MethodSelect

Electronic Check

Payments can be made from a personal checking or savings account.

Debit and Credit Card

We accept the following credit and debit cards.

VISA

MasterCard

Discover

Discover

Discover

Discover

Creighton  
UNIVERSITY

Logged in as: Student Account | Logout

My Account

My Profile

Make Payment

Payment Plans

Deposits

Help

My Profile

Personal Profile

Payment Profile

Security Settings

Two-Step Verification Enrollment

Primary Method

Please select how you would like to receive a passcode.

☐

Text message to existing or new mobile number

☐

Email message to existing or new email address

☐

Google Authenticator (Download Google's Authenticator app from the App Store (iOS) or GooglePlay (Android))

Backup Method (optional)

Adding a backup method allows a passcode to be sent to an additional mobile number or email address.





## NOTES

## NOTES

[illegible][illegible]



# “ TRUE BELONGING IS NOT PASSIVE.

**It's a practice that requires  
us to be vulnerable, get  
uncomfortable, and learn how to  
be present with people without  
sacrificing who we are.**

**BRENÉ BROWN**

**CREIGHTON  
NEW STUDENT  
ORIENTATION**



Questions? Need more info? Scan the QR code for some helpful links, like our Welcome Week schedule, Move-In information, and more! Feel free to reach out to us at [newjays@creighton.edu](mailto:newjays@creighton.edu).