

# 2023




# Career Outcomes

## FIRST DESTINATION SURVEY

# 100% Outcomes Rate

(Within 6 months of graduation; based on a 73% knowledge rate)

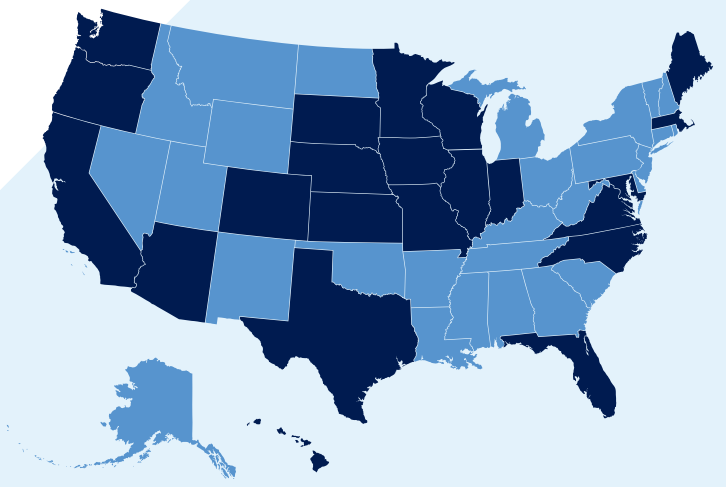


## OUR GRADUATES FLY FAR

Creighton alumni live, work and study in cities across the country and world.



# 22 States



# 97% University-wide outcomes rate OR HIGHER for 10 YEARS IN A ROW

## OUR STUDENTS GAIN EXPERIENCE



# 100%

**Completed a preceptorship**  
All College of Nursing students complete clinical rotations and long-term practicums as part of their coursework



# 22%

**Completed additional experiential learning**



# 20%

**Participated in an additional internship**

## TOP 15 SPECIALTIES OF OUR GRADUATES

Cardiovascular ICU	Acute Care	Trauma ICU
Critical Care	Critical Care Stepdown	Labor and Delivery
Neonatal ICU	Med/Surg	Oncology/Hematology
Emergency	Pediatric ICU	Neurology
Progressive Care	Pediatrics	Pediatric Acute Care

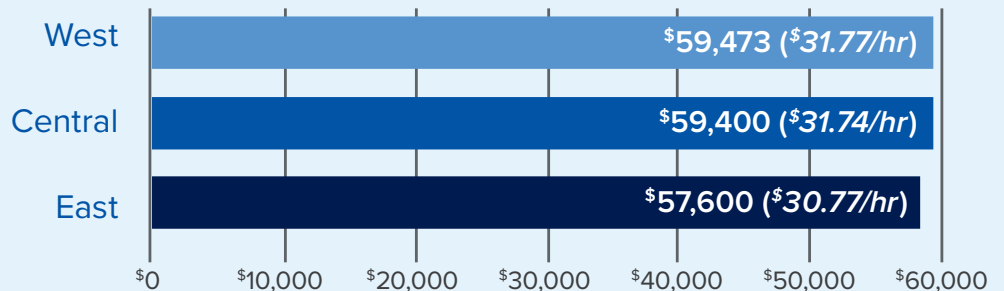
## NOTABLE HEALTH SYSTEMS



## WHAT OUR GRADS ARE EARNING

<b>Median Earner</b>		<b>Top Earner</b>	
<b>\$59,400</b>	<b>\$31.74</b>	<b>\$104,800</b>	<b>\$56</b>
Salary Overall	Hourly Pay	Salary Overall	Hourly Pay

### Median Wage by Region



Learn more: [creighton.edu/nursing](https://creighton.edu/nursing)

Creighton University measures the post-graduation career outcomes for its graduating class through first-destination surveys (FDS). The FDS data collection and reporting is managed by Analytics & Institutional Research in collaboration with the John P. Fahey Career Center following the procedures outlined in the NACE Standards and Protocols for Undergraduate First Destination Surveys.